


**HIKVISION®**




**Hikvision**  
**CGF Series LED Cabinets**

Brighten every moment

# Hikvision CGFx series LED

Hikvision CGFx series LED cabinets are new generation LED cabinets with ultra-narrow widths, excellent splicing flexibility, and excellent heat dissipation, making them ideal for indoor applications, particularly retail and shopping malls.



## Available sizes

250 x 750 mm, 250 x 1000 mm  
500 x 500 mm, 500 x 1000 mm

## Pixel pitch

1.5, 1.9, 2.6, 2.9, 3.9

**Creative  
Splicing**

**Die-cast  
Aluminum Case**

**Ultra-Thin  
Profile**


**Front Maintenance  
Magnetic Design**



# Creative Display with More Inspiration

LED cabinets from Hikvision CGFx support vertical and horizontal installation, since their LED modules can be rotated 90° to maintain the light-emitting direction.

\*The light emission of LED lamp is directional. So the LED lamp is allowed to only work in the designed direction. If rotated, there will be stripes and color aberration.



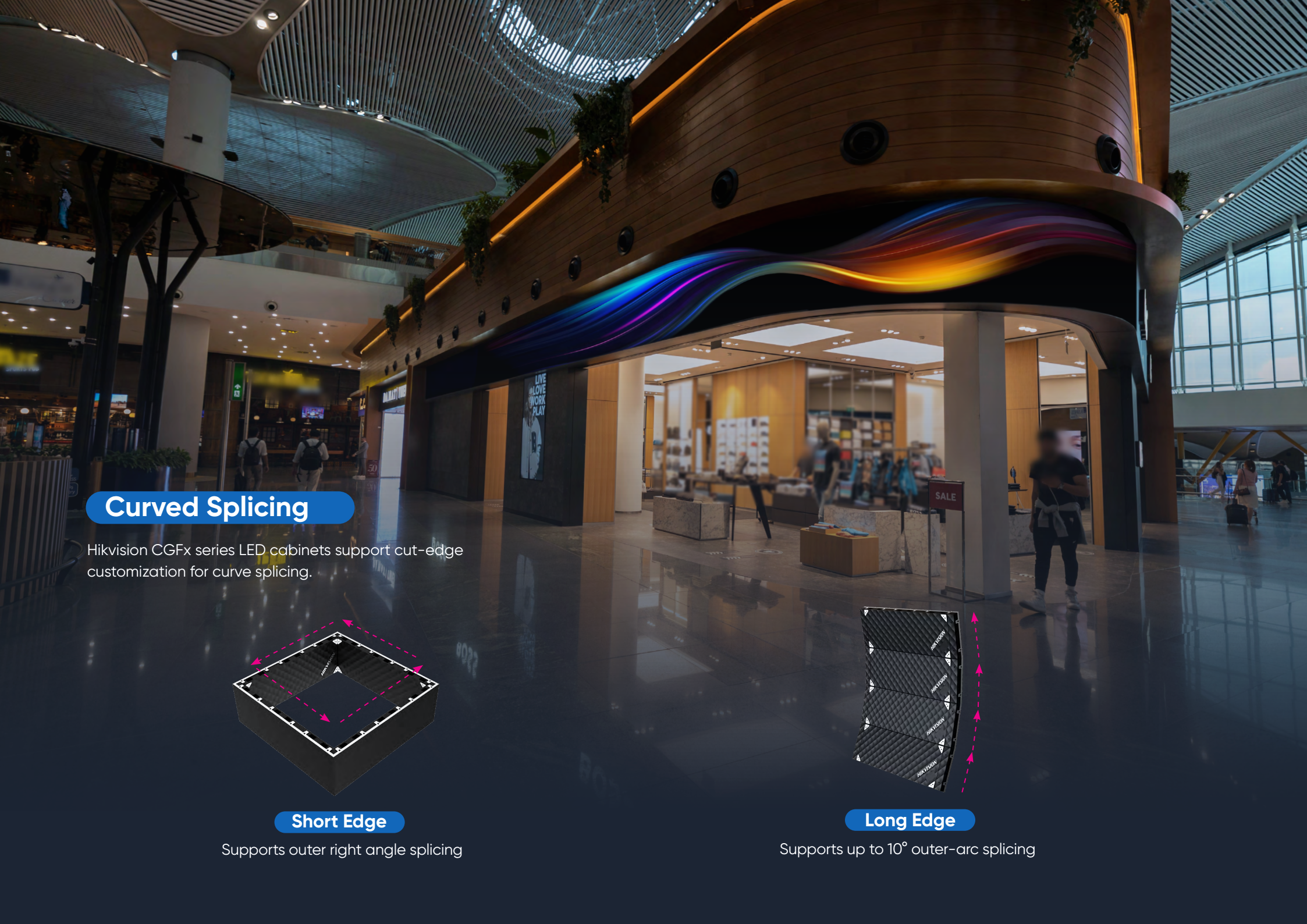
The LED cabinet rotates  
90° clockwise



The LED module rotates  
90° counterclockwise









## Curved Splicing

Hikvision CGFx series LED cabinets support cut-edge customization for curve splicing.



### Short Edge

Supports outer right angle splicing



### Long Edge

Supports up to 10° outer-arc splicing





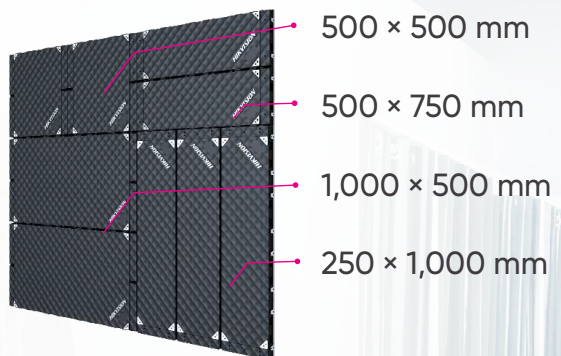
## Staggered Splicing

Hikvision CGFx series LED supports staggered splicing with a unit of 250mm, building creative screen shapes.



## Mixed Splicing

For Hikvision CGFx series LED cabinets, different models of the same pixel pitch can be mixed together to build one total video wall.





# Ultra Narrow Design



## Ultra Narrow Width

Minimum 250mm cabinet width, suitable for shop gate head display



## Slim Cabinet Frame

50mm slim cabinet frame for better wall-mounting



## Lightweight Design

21.08 Kg/m<sup>2</sup> lightweight design for easy project delivery



# Excellent Heat Dissipation



## Bottom shell-free design

Heat can be dissipated directly into the air without being blocked by a bottom shell.



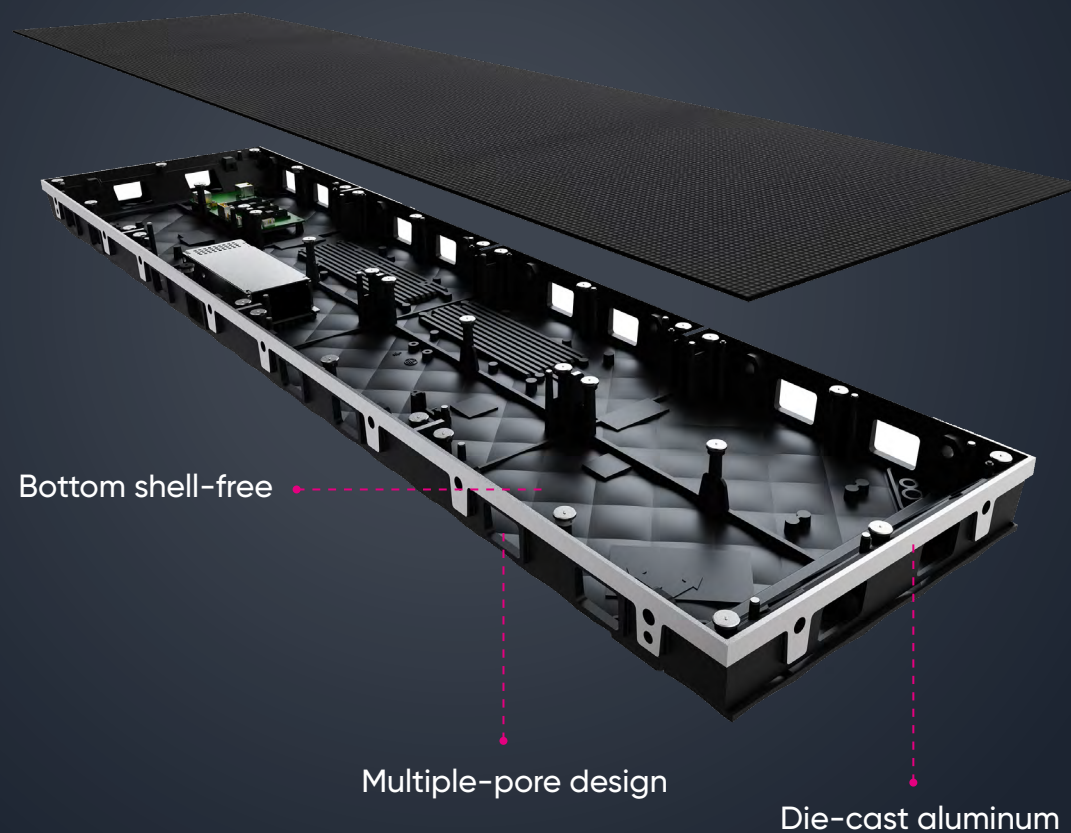
## Die-cast aluminum material

Using die-cast aluminum material, the cabinet ensures good flatness and excellent heat dissipation.



## Multiple-pore design

The cabinet's sides feature multiple pores for improved heat dissipation.




Bottom shell-free






Multiple-pore design

Die-cast aluminum

# Product Specifications

Model		DS-D4215FI-CGFB	DS-D4219FI-CGFB	DS-D4226FI-CGFB	DS-D4229FI-CGFB	DS-D4239FI-CGFB
Product Image						
Module	Pixel Structure	SMD triad LED	SMD triad LED	SMD triad LED	SMD triad LED	SMD triad LED
	Pixel Pitch (mm)	1.56	1.95	2.6	2.98	3.91
	Module Composition (W × H)	3 × 1	3 × 1	3 × 1	3 × 1	3 × 1
Cabinet	Cabinet Dimension (W × H × D, mm)	750 × 250 × 50 (29.53" × 9.84" × 1.97")	750 × 250 × 50 (29.53" × 9.84" × 1.97")	750 × 250 × 50 (29.53" × 9.84" × 1.97")	750 × 250 × 50 (29.53" × 9.84" × 1.97")	750 × 250 × 50 (29.53" × 9.84" × 1.97")
	Cabinet Resolution (W × H)	480 × 160	384 × 128	288 × 96	252 × 84	192 × 64
	Cabinet Weight	4.59 Kg (10.12 lb)	4.59 Kg (10.12 lb)	4.59 Kg (10.12 lb)	4.59 Kg (10.12 lb)	4.59 Kg (10.12 lb)
	Pixel Density (dots/m <sup>2</sup> )	409,600	252,144	147,456	112,896	65,536
	Cabinet Material	Die-casting Aluminum	Die-casting Aluminum	Die-casting Aluminum	Die-casting Aluminum	Die-casting Aluminum
	Maintenance Method	Front maintenance for all components	Front maintenance for all components	Front maintenance for all components	Front maintenance for all components	Front maintenance for all components
	Protection Level	Front IP60	Front IP60	Front IP60	Front IP60	Front IP60
Optical	Brightness (nits)	Standard 800, peak 1,000	Standard 800, peak 1,000	Standard 800, peak 1,000	Standard 800, peak 1,000	Standard 800, peak 1,000
	Color Temperature (K)	3,000 to 10,000 adjustable	3,000 to 10,000 adjustable	3,000 to 10,000 adjustable	6,000 to 8,000 adjustable	6,000 to 8,000 adjustable
	Viewing Angle	Horizontal 160°, vertical 160°	Horizontal 160°, vertical 160°	Horizontal 160°, vertical 160°	Horizontal 160°, vertical 160°	Horizontal 160°, vertical 160°
	Contrast Ratio	5,000 : 1	5,000 : 1	5,000 : 1	5,000 : 1	5,000 : 1
Electrical	Peak Consumption (W/m <sup>2</sup> )	520	520	550	600	550
	Average Consumption (W/m <sup>2</sup> )	180	180	185	185	185
Processing Performance	Frame Rate (Hz)	60	60	60	60	60
	Refresh Rate (Hz)	3,840	3,840	3,840	3,840	3,840
	Grey Level (bit)	16	16	16	16	16
Certification		CE-EMC, CE-LVD, CB-LVD, RoHS	CE-EMC, CE-LVD, CB-LVD, RoHS	CE-EMC, CE-LVD, CB-LVD, RoHS	CE-EMC, CE-LVD, CB-LVD, RoHS	CE-EMC, CE-LVD, CB-LVD, RoHS



Model		DS-D4215FI-CGFC	DS-D4219FI-CGFC	DS-D4226FI-CGFC	DS-D4229FI-CGFC	DS-D4239FI-CGFC
Product Image						
Module	Pixel Structure	SMD triad LED	SMD triad LED	SMD triad LED	SMD triad LED	SMD triad LED
	Pixel Pitch (mm)	1.56	1.95	2.6	2.98	3.91
	Module Composition (W × H)	4 × 1	4 × 1	4 × 1	4 × 1	4 × 1
Cabinet	Cabinet Dimension (W × H × D, mm)	1,000 × 250 × 50 (39.37" × 9.84" × 1.97")	1,000 × 250 × 50 (39.37" × 9.84" × 1.97")	1,000 × 250 × 50 (39.37" × 9.84" × 1.97")	1,000 × 250 × 50 (39.37" × 9.84" × 1.97")	1,000 × 250 × 50 (39.37" × 9.84" × 1.97")
	Cabinet Resolution (W × H)	640 × 160	512 × 128	384 × 96	336 × 84	256 × 64
	Cabinet Weight	5.65 Kg (12.46 lb)	5.65 Kg (12.46 lb)	5.65 Kg (12.46 lb)	5.65 Kg (12.46 lb)	5.65 Kg (12.46 lb)
	Pixel Density (dots/m <sup>2</sup> )	409,600	252,144	147,456	112,896	65,536
	Cabinet Material	Die-casting Aluminum	Die-casting Aluminum	Die-casting Aluminum	Die-casting Aluminum	Die-casting Aluminum
	Maintenance Method	Front maintenance for all components	Front maintenance for all components	Front maintenance for all components	Front maintenance for all components	Front maintenance for all components
	Protection Level	Front IP60	Front IP60	Front IP60	Front IP60	Front IP60
Optical	Brightness (nits)	Standard 800, peak 1,000	Standard 800, peak 1,000	Standard 800, peak 1,000	Standard 800, peak 1,000	Standard 800, peak 1,000
	Color Temperature (K)	3,000 to 10,000 adjustable	3,000 to 10,000 adjustable	3,000 to 10,000 adjustable	6,000 to 8,000 adjustable	6,000 to 8,000 adjustable
	Viewing Angle	Horizontal 160°, vertical 160°	Horizontal 160°, vertical 160°	Horizontal 160°, vertical 160°	Horizontal 160°, vertical 160°	Horizontal 160°, vertical 160°
	Contrast Ratio	5,000 : 1	5,000 : 1	5,000 : 1	5,000 : 1	5,000 : 1
Electrical	Peak Consumption (W/m <sup>2</sup> )	520	520	550	600	550
	Average Consumption (W/m <sup>2</sup> )	180	180	185	185	185
Processing Performance	Frame Rate (Hz)	60	60	60	60	60
	Refresh Rate (Hz)	3,840	3,840	3,840	3,840	3,840
	Grey Level (bit)	16	16	16	16	16
Certification		CE-EMC, CE-LVD, CB-LVD, RoHS	CE-EMC, CE-LVD, CB-LVD, RoHS	CE-EMC, CE-LVD, CB-LVD, RoHS	CE-EMC, CE-LVD, CB-LVD, RoHS	CE-EMC, CE-LVD, CB-LVD, RoHS







Model		DS-D4215FI-CGFF	DS-D4219FI-CGFF	DS-D4226FI-CGFF	DS-D4229FI-CGFF	DS-D4239FI-CGFF
Product Image						
Module	Pixel Structure	SMD triad LED	SMD triad LED	SMD triad LED	SMD triad LED	SMD triad LED
	Pixel Pitch (mm)	1.56	1.95	2.6	2.98	3.91
	Module Composition (W × H)	2 × 2	2 × 2	2 × 2	2 × 2	2 × 2
Cabinet	Cabinet Dimension (W × H × D, mm)	1,000 × 500 × 50 (39.37" × 19.69" × 1.97")	1,000 × 500 × 50 (39.37" × 19.69" × 1.97")	1,000 × 500 × 50 (39.37" × 19.69" × 1.97")	1,000 × 500 × 50 (39.37" × 19.69" × 1.97")	1,000 × 500 × 50 (39.37" × 19.69" × 1.97")
	Cabinet Resolution (W × H)	640 × 320	512 × 256	384 × 192	336 × 168	256 × 128
	Cabinet Weight	10.54 Kg (23.24 lb)	10.54 Kg (23.24 lb)	10.54 Kg (23.24 lb)	10.54 Kg (23.24 lb)	10.54 Kg (23.24 lb)
	Pixel Density (dots/m <sup>2</sup> )	409,600	252,144	147,456	112,896	65,536
	Cabinet Material	Die-casting Aluminum	Die-casting Aluminum	Die-casting Aluminum	Die-casting Aluminum	Die-casting Aluminum
	Maintenance Method	Front maintenance for all components	Front maintenance for all components	Front maintenance for all components	Front maintenance for all components	Front maintenance for all components
Protection Level	Front IP60	Front IP60	Front IP60	Front IP60	Front IP60	
Optical	Brightness (nits)	Standard 800, peak 1,000	Standard 800, peak 1,000	Standard 800, peak 1,000	Standard 800, peak 1,000	Standard 800, peak 1,000
	Color Temperature (K)	3,000 to 10,000 adjustable	3,000 to 10,000 adjustable	3,000 to 10,000 adjustable	6,000 to 8,000 adjustable	6,000 to 8,000 adjustable
	Viewing Angle	Horizontal 160°, vertical 160°	Horizontal 160°, vertical 160°	Horizontal 160°, vertical 160°	Horizontal 160°, vertical 160°	Horizontal 160°, vertical 160°
	Contrast Ratio	5,000 : 1	5,000 : 1	5,000 : 1	5,000 : 1	5,000 : 1
Electrical	Peak Consumption (W/m <sup>2</sup> )	520	520	550	600	550
	Average Consumption (W/m <sup>2</sup> )	180	180	185	185	185
Processing Performance	Frame Rate (Hz)	60	60	60	60	60
	Refresh Rate (Hz)	3,840	3,840	3,840	3,840	3,840
	Grey Level (bit)	16	16	16	16	16
Certification		CE-EMC, CE-LVD, CB-LVD, RoHS	CE-EMC, CE-LVD, CB-LVD, RoHS	CE-EMC, CE-LVD, CB-LVD, RoHS	CE-EMC, CE-LVD, CB-LVD, RoHS	CE-EMC, CE-LVD, CB-LVD, RoHS



# Hikvision

## CGF Series LED Cabinets

Brighten every moment



[www.hikvision.com](http://www.hikvision.com)  
[support@hikvision.com](mailto:support@hikvision.com)



**HIKVISION®**